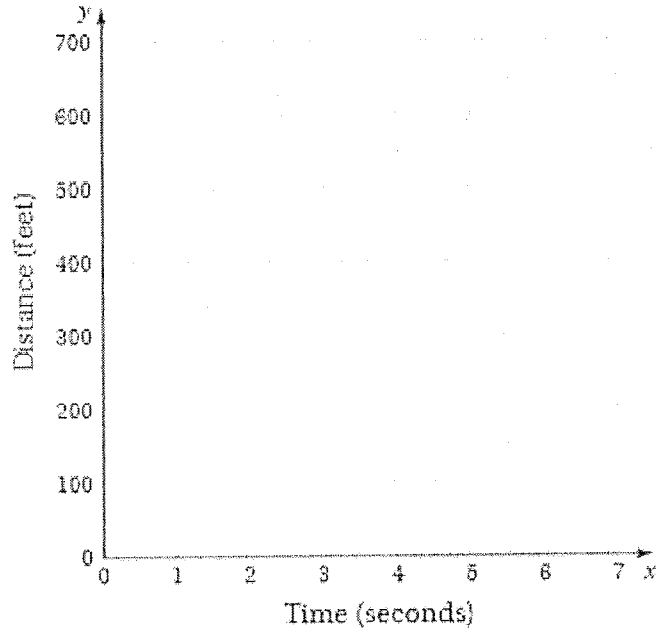


**Worksheet 8 – Graphing Rates**

Complete the chart and graph for each of the given animals. Show ALL of your work when converting.

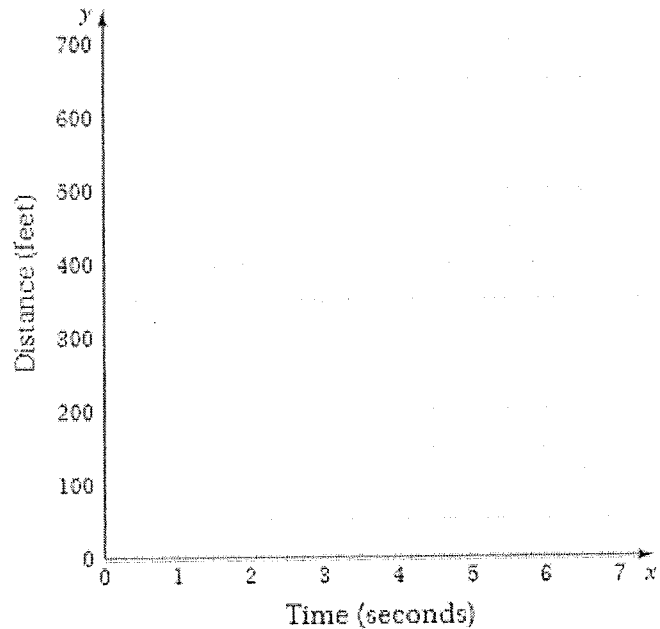
1. Hyena: 40 mph

Time (seconds)	Distance (feet)
0	
1	
2	
3	
4	
5	
6	
7	



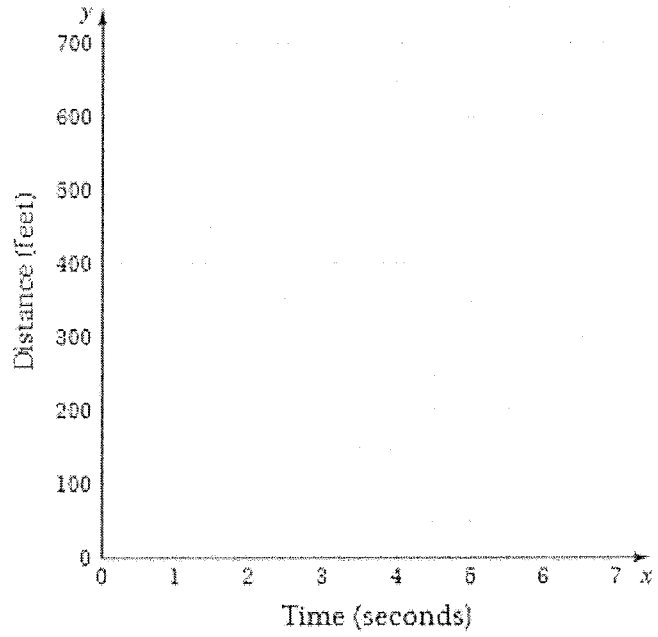
2. Greyhound: 39.4 mph

Time (seconds)	Distance (feet)
0	
1	
2	
3	
4	
5	
6	
7	



3. Lion: 73.3 ft/sec

Time (seconds)	Distance (feet)
0	
1	
2	
3	
4	
5	
6	
7	



4. Grey fox: 61.6 ft/sec

Time (seconds)	Distance (feet)
0	
1	
2	
3	
4	
5	
6	
7	

