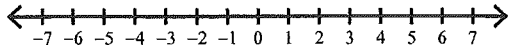


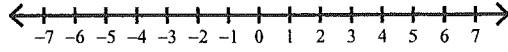
## Worksheet 1 - Graphing Inequalities

Draw a graph for each inequality.

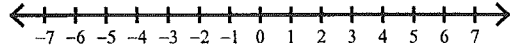
1)  $-5 \geq n$



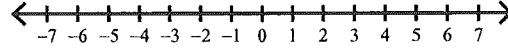
2)  $5 \geq x$



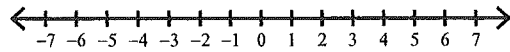
3)  $r < 2$



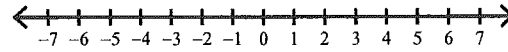
4)  $n < -2$



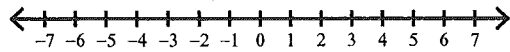
5)  $n < 5$



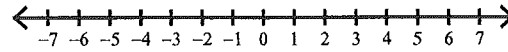
6)  $n \leq -5$



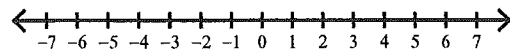
7)  $-1 \leq v$



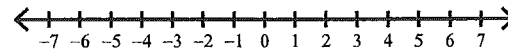
8)  $2 > v$



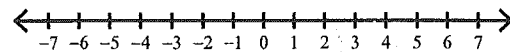
9)  $5 > x$




10)  $-5 > x$



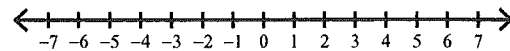
11)  $m \geq -1$



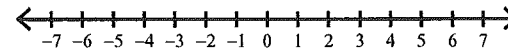
12)  $k \geq 2$



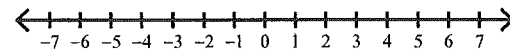
13)  $x < -5$



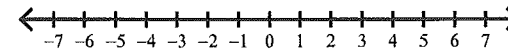
14)  $2 \leq x$



15)  $5 \leq x$



16)  $a > -5$



Write an inequality for each graph.

